



How to top up using Opal machine?




Step 1:

Scan or place your Opal on the reader



Step 2:

Touch 'top up' box



Step 3:

Touch amount of money you want to add

How to top up using Opal machine?



OR



Tap your credit card





Step 4:

Insert debit/credit card and
enter your PIN



How to top up using Opal machine?

Insert coin or notes



(Adapted from <https://www.youtube.com/watch?v=4rBs0koDWEo> and <https://www.youtube.com/watch?v=Q0ohweiv6Qg>)



How to top up using Opal machine?

Step 5:

**Confirmation of successful top
up**

Step 6:

Collect your receipt. Finish